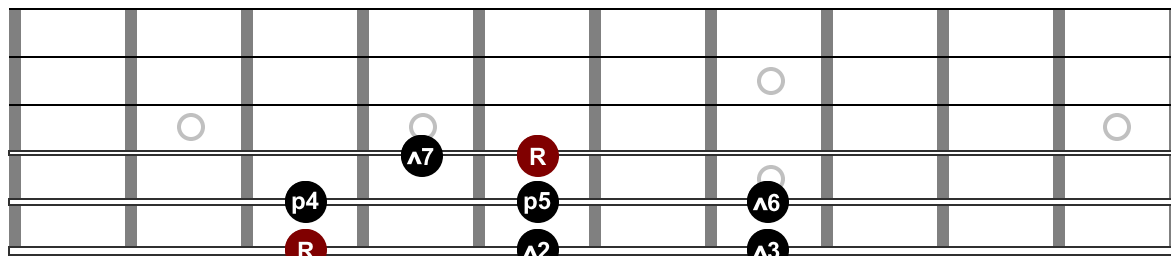


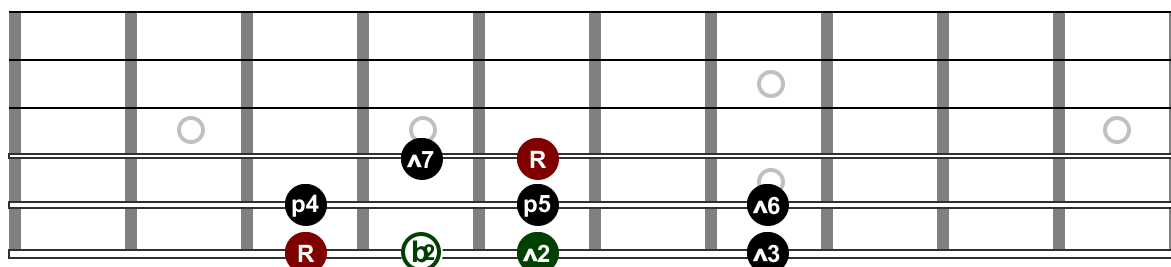
## Fusion Flamenco Week 1

### Chord Construction 101

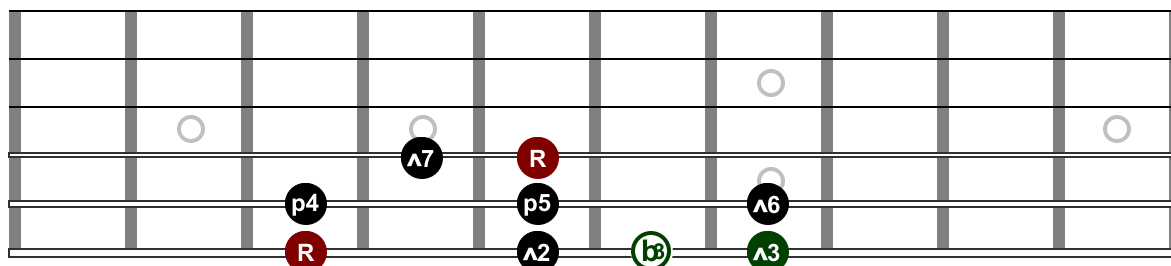
#### The root note (Octave)



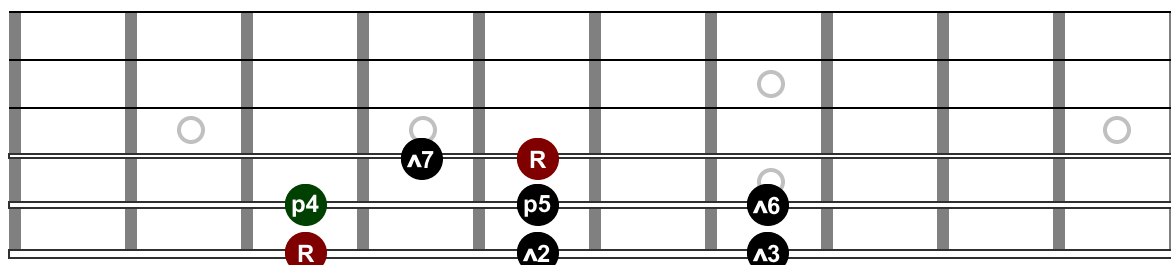
#### The Major and Minor Second (9 & b9)



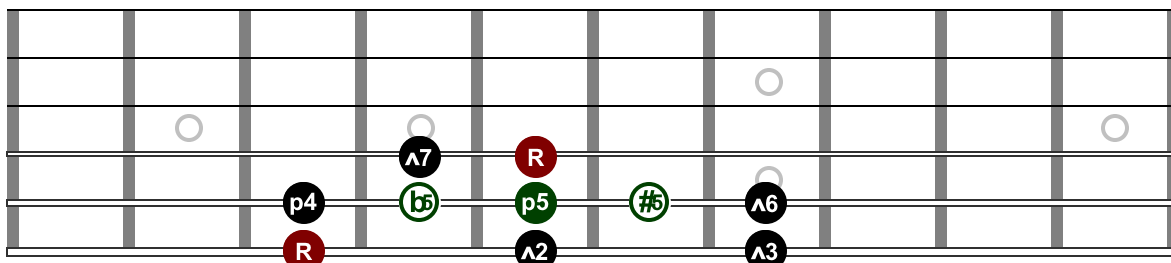
#### Major & Minor Third (#9)



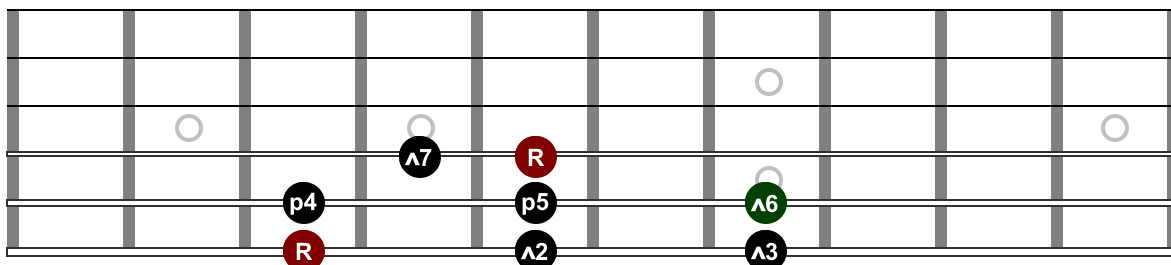
#### The perfect fourth (11)



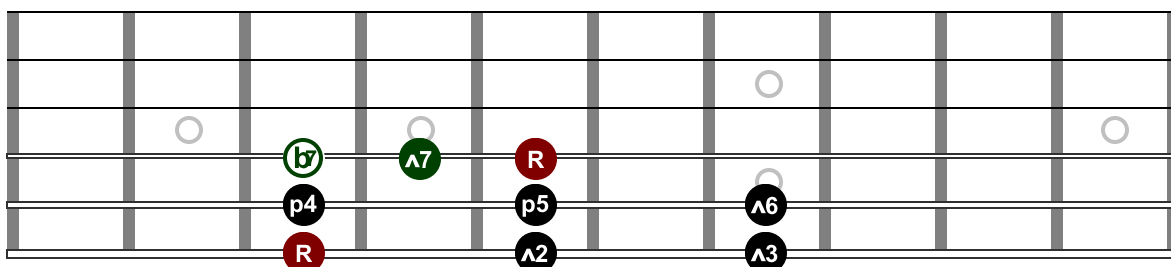
### The flexible Fifth (#11 & b13)



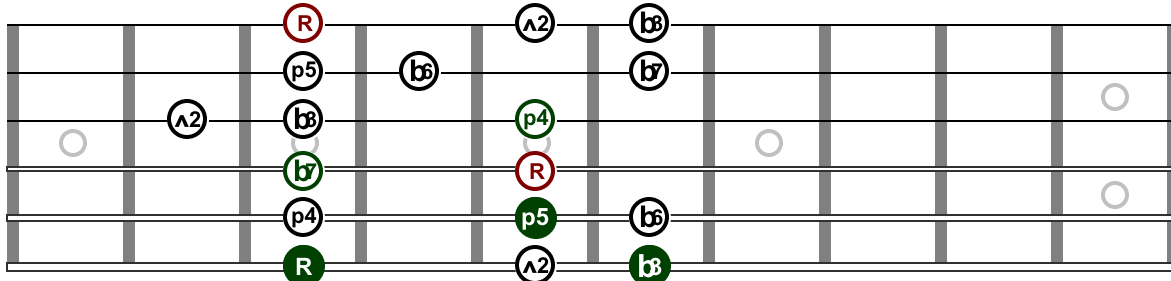
### The Sixth (13)



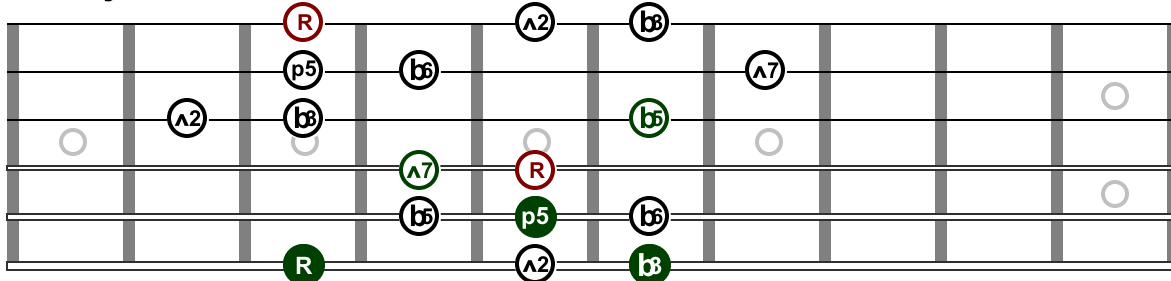
### The Major and Minor Seventh



### Am7 add11 - Chord derived from A-Natural Minor



### Am Maj7 #11 - Chord derived from A-Double Harmonic Minor



# Fusion Flamenco Week 1

## Minor Scales & Their Chords

SCALE	I	II	III	IV	V	VI	VII
Natural Minor	A <sup>m</sup> (A <sup>m</sup> 7)	B <sup>dim</sup> (B <sup>m</sup> 7b5)	C (C <sup>maj</sup> 7)	D <sup>m</sup> (D <sup>m</sup> 7)	E <sup>m</sup> (E <sup>m</sup> 7)	F (F <sup>maj</sup> 7)	G (G7)
Harmonic Minor	A <sup>m</sup> (A <sup>m</sup> #7)	B <sup>dim</sup> (B <sup>m</sup> 7b5)	C <sup>aug</sup> (C <sup>maj</sup> 7#5)	D <sup>m</sup> (D <sup>m</sup> 7)	E (E7)	F (F <sup>maj</sup> 7)	G# <sup>dim</sup> (G# <sup>dim</sup> 7)
Melodic Minor	A <sup>m</sup> (A <sup>m</sup> #7)	B <sup>m</sup> (B <sup>m</sup> 7)	C <sup>aug</sup> (C <sup>maj</sup> 7#5)	D (D7)	E (E7)	F# <sup>m</sup> (F# <sup>m</sup> 7b5)	G# <sup>m</sup> (G# <sup>m</sup> 7b5)
Double Harm.	A <sup>m</sup> (A <sup>m</sup> #7)	Bb5 (B7b5)	C <sup>aug</sup> (C <sup>maj</sup> #5)	D#sus9b5 (6)	E (E7)	F (F <sup>maj</sup> 7)	G# <sup>m</sup> (G# <sup>m</sup> 6)
Diminished	A <sup>dim</sup>	B <sup>dim</sup>	C <sup>dim</sup>	D <sup>dim</sup>	E <sup>bdim</sup>	F <sup>dim</sup>	G <sup>bdim</sup> & A <sup>bdim</sup>
Whole Tone	A <sup>aug</sup>	B <sup>aug</sup>	C# <sup>aug</sup>	D# <sup>aug</sup>	F <sup>aug</sup>	G <sup>aug</sup>	(Only six notes in scale)

## Chord Notation

Major triad	C, CM, or Cmaj
Minor triad	Cm, C- or Cmin
Augmented triad	C+, or C <sup>aug</sup>
Diminished triad	C°, or C <sup>dim</sup>
Dominant seventh chord	C7, or C <sup>dom</sup> 7
Minor seventh chord	Cm7, C-7 or Cmin7
Major seventh chord	CM7, CΔ or Cmaj7
Augmented seventh chord	C+7, C <sup>aug</sup> 7, C7#5, or C7 <sup>aug</sup> 5
Diminished seventh chord	C°7, or C <sup>dim</sup> 7
Half-diminished seventh chord	Cø7, Cm7b5, or Cmin7 <sup>dim</sup> 5

## Strumming Sequence

1				2					3			
1	2	3	1	2	3	1	2	3	1	2	3	

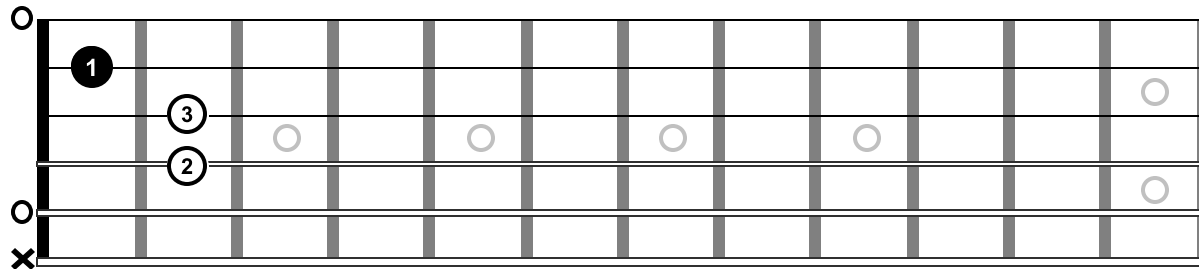
[illegible]

All rights reserved - [www.thewizardofshred.com](http://www.thewizardofshred.com)

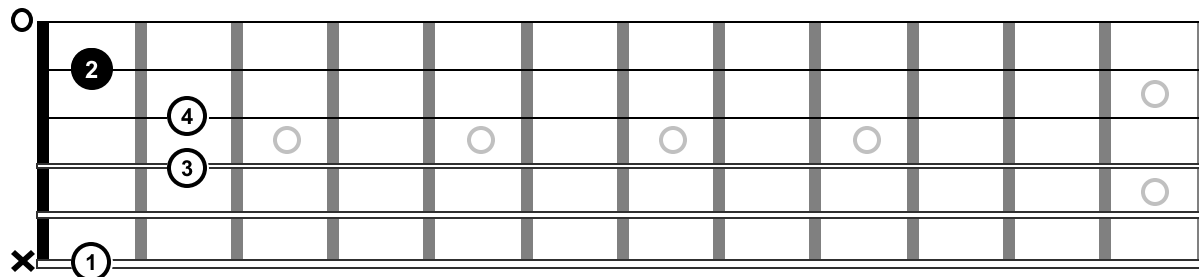
# Fusion Flamenco Week 1

## Jamtrack Chords

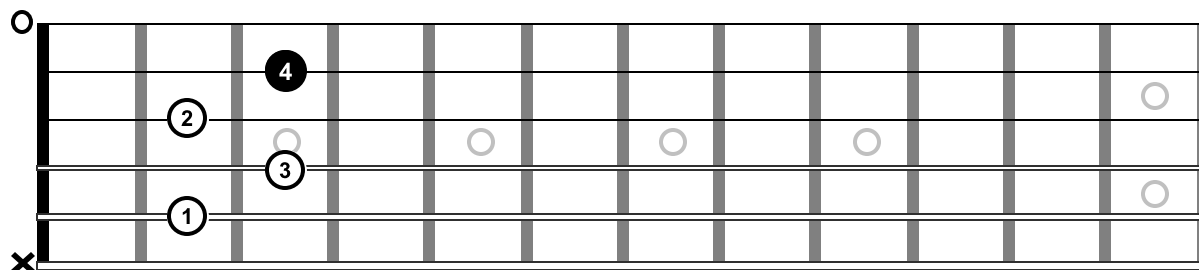
### Am - Asus9



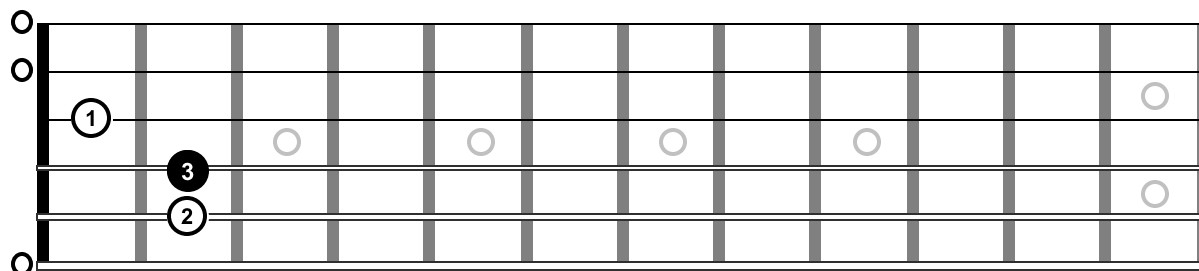
### Am/F - Asus9/F



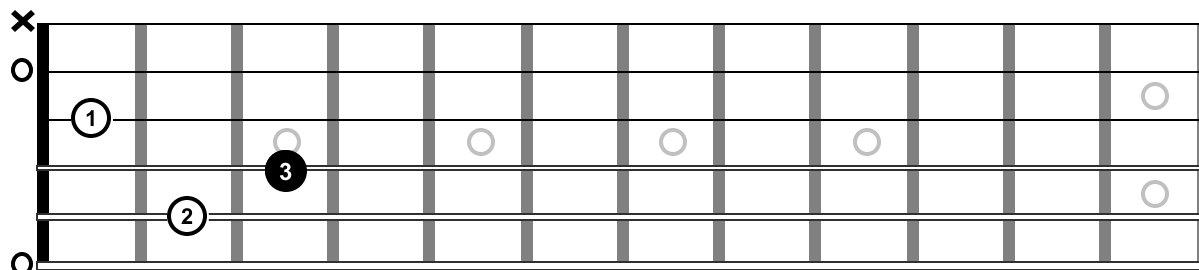
### Bm7b5 11



### E



### E add b9



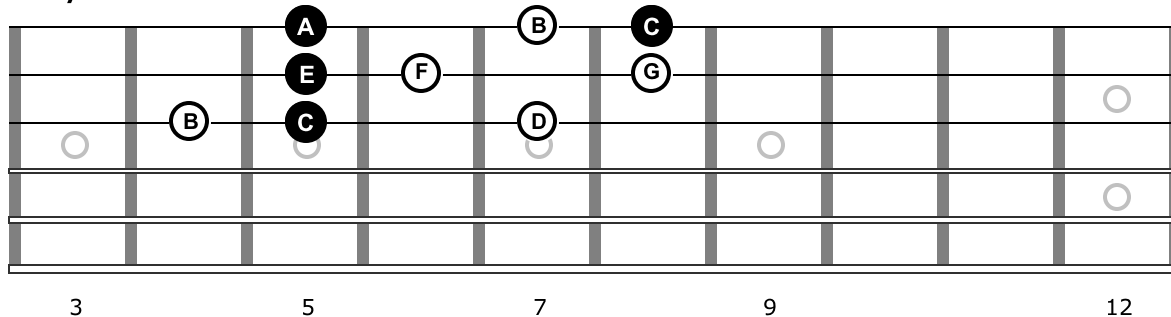
# FUSION FLAMENCO

UNLEASH YOUR TRUE PASSION

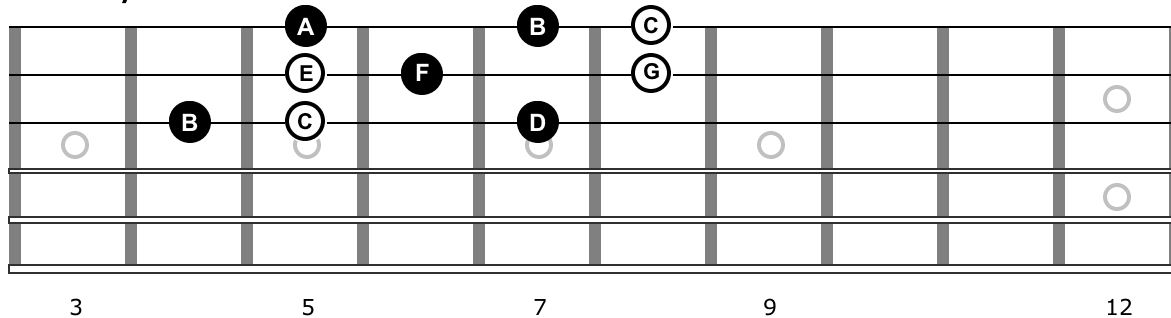
## Jamtrack Paths

Laying out the scales and arpeggios

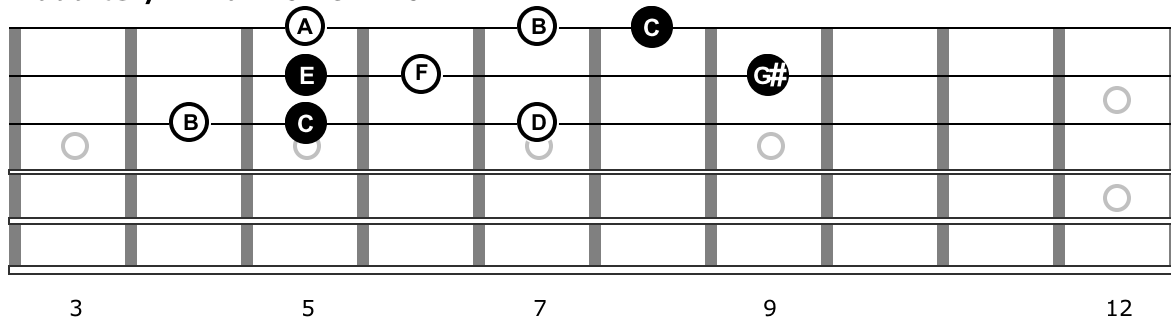
### Am / A-Natural Minor



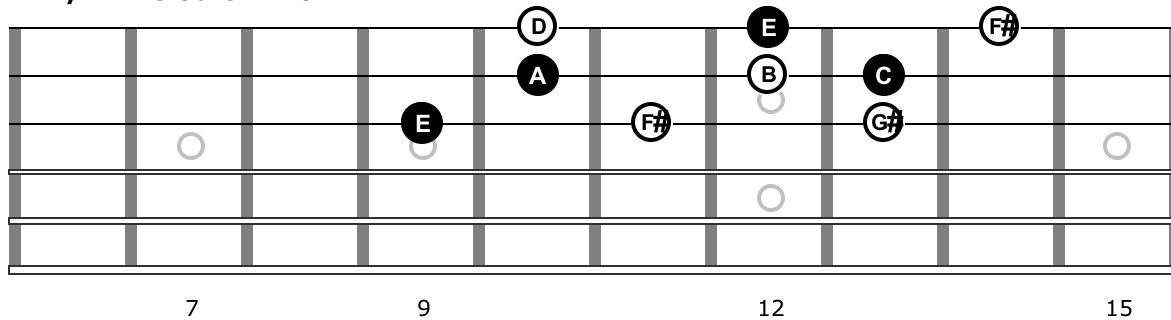
### Bm7b5 / A-Natural Minor



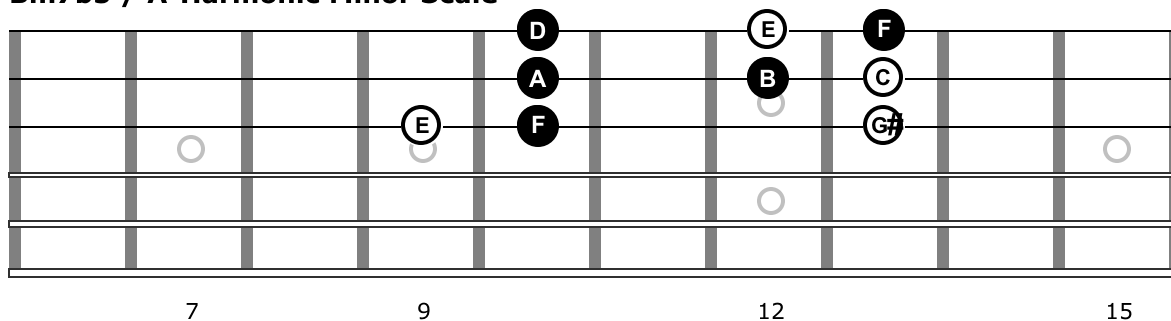
### E add b9 / A-Harmonic Minor



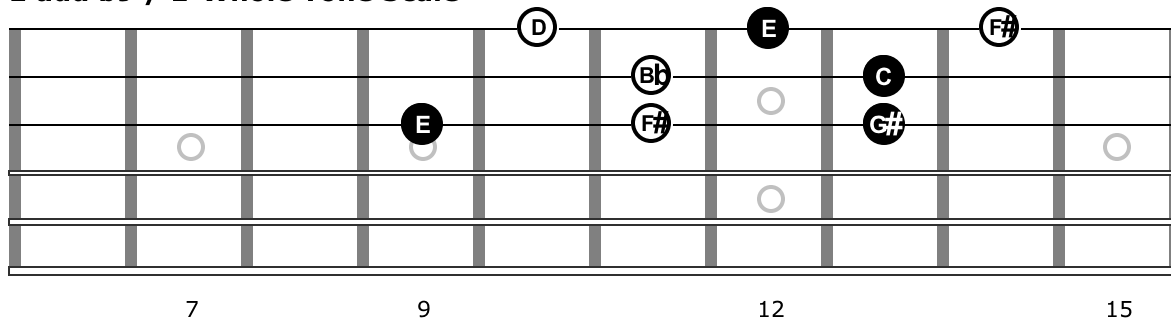
### Am / A-Melodic Minor



### Bm7b5 / A-Harmonic Minor Scale

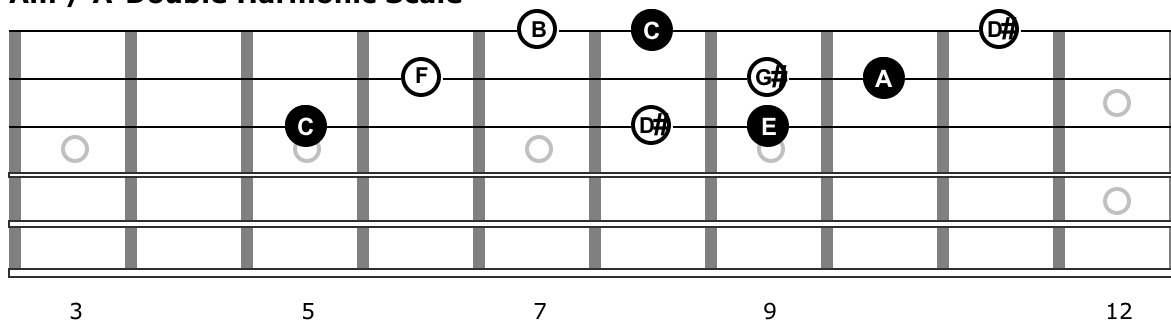


### E add b9 / E-Whole Tone Scale

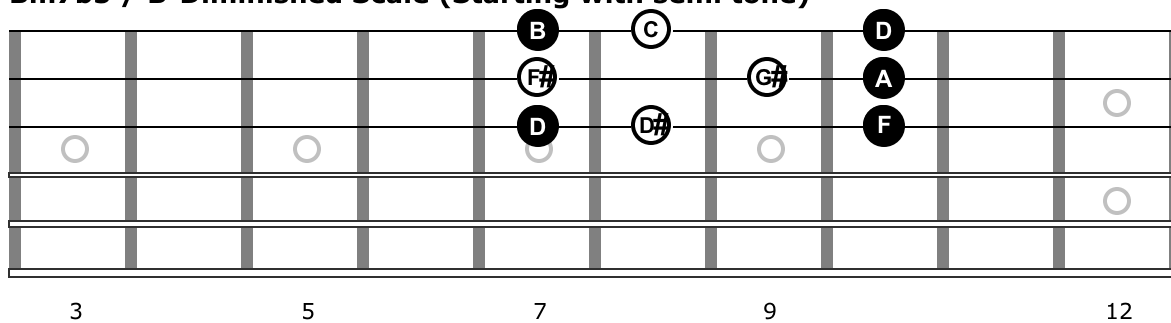


### Other options

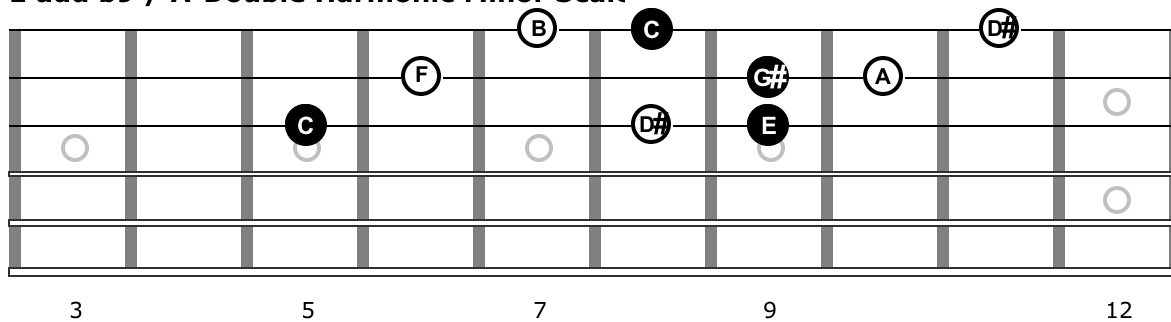
#### Am / A-Double Harmonic Scale



#### Bm7b5 / B-Diminished Scale (Starting with semi tone)



#### E add b9 / A-Double Harmonic Minor Scale



# Fusion Flamenco Week 1

## Tablature

X marks a muted note (Fretting finger lifted slightly)

Standard tuning

$\text{♩} = 120$

**N-Gt**

Melodic Idea 1

*mf*

5 8 X 8 X 8 5

V □ V □ V □

Melodic Idea 2 - Muting the upstrokes

5 X 7 X 8 X 10 X 8 X 7 X 5 X 4 X

□ V □ V □ V □ V □ V □ V □ V □ V

Melodic Idea 2 - Muting the downstrokes

X 5 X 7 X 8 X 10 X 8 X 7 X 5 X 4

□ V □ V □ V □ V □ V □ V □ V □ V

Fast Idea

8 6 5 8 6 5 8 6 5 8 6 5 8 6 5 8 6

□ V □ V □ V □ V □ V □ V □ V □ V

5 8 6 5 8 6 5 8 6 5 8 6 5 8 6 5 8 6 5

□ V □ V □ V □ V □ V □ V □ V □ V □ V □ V



### Phrase 1

Musical notation for Phrase 1 (measures 12-13). The staff shows a sequence of notes with triplets and slurs. The TAB staff shows fret numbers: 4, 5, 7, 4, 5, 4, 7, 4, 5, 7, 4, 5, 4, 7. Rhythmic notation below the TAB staff indicates a sequence of eighth and sixteenth notes.

### Phrase 1 expanded

Musical notation for Phrase 1 expanded (measures 13-15). The staff shows a sequence of notes with triplets and slurs. The TAB staff shows fret numbers: 4-5-7-4-5-4, 4-5-7, 4-5-4, 4-5-7-4-5-4, 7, 4-5-7, 4-5-4, 7, 5-7. Rhythmic notation below the TAB staff indicates a sequence of eighth and sixteenth notes.

### Phrase 1 as ascending run

Musical notation for Phrase 1 as ascending run (measures 16-17). The staff shows a sequence of notes with triplets and slurs. The TAB staff shows fret numbers: 11-12-14-11-12-11, 13-11-12-13, 11-12-14, 10-12-14-10-12-10, 14-10-12-14, 10-12-14. Rhythmic notation below the TAB staff indicates a sequence of eighth and sixteenth notes.

Musical notation for Phrase 1 as ascending run (measures 18-19). The staff shows a sequence of notes with triplets and slurs. The TAB staff shows fret numbers: 10-13-14-10-13-10, 14-10-12-14, 10-13-14, 12-13-15-12-13-12, 14-12-13-14, 12-13-15. Rhythmic notation below the TAB staff indicates a sequence of eighth and sixteenth notes.

Musical notation for Phrase 1 as ascending run (measures 20-21). The staff shows a sequence of notes with triplets and slurs. The TAB staff shows fret numbers: 12-13-16-12-13-12, 15-12-13-15, 12-13-16, 17. Rhythmic notation below the TAB staff indicates a sequence of eighth and sixteenth notes.