

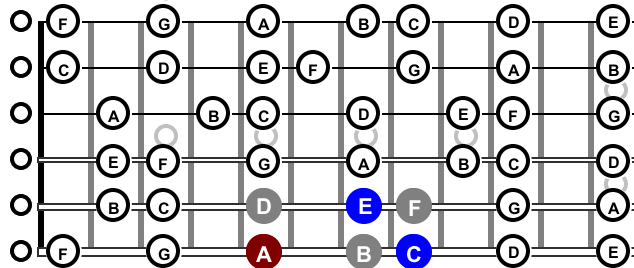


Fusion Flamenco Week 4

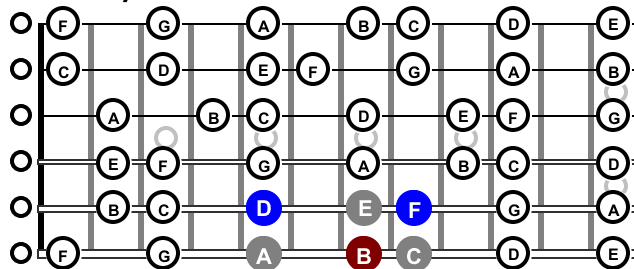
Arpeggio Power

Complete Triads
Shape 1 example in Natural Minor

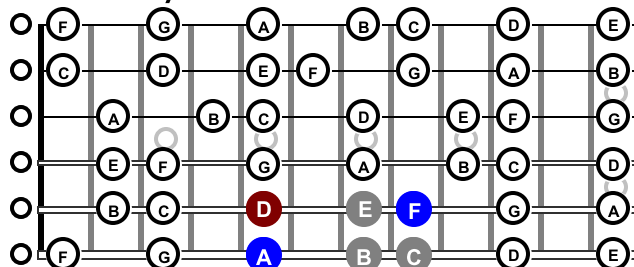
A-Minor / VI



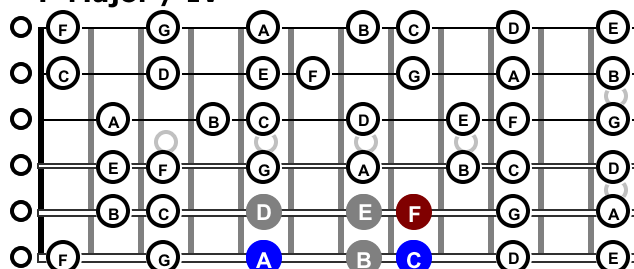
Bdim / VII



D-Minor / I

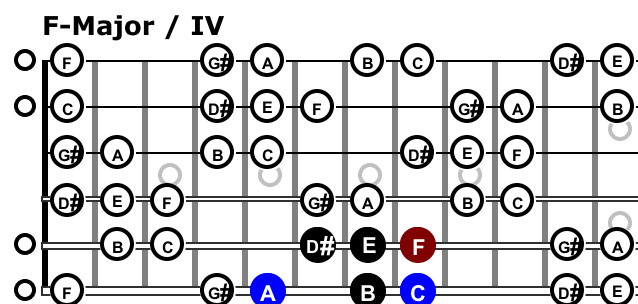
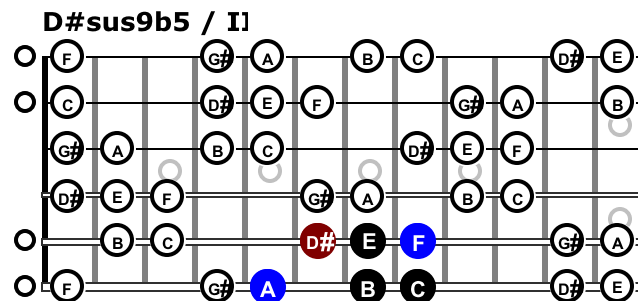
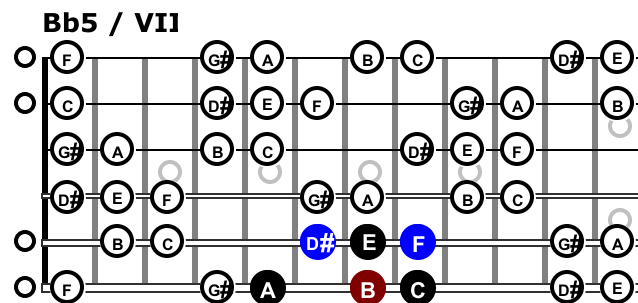
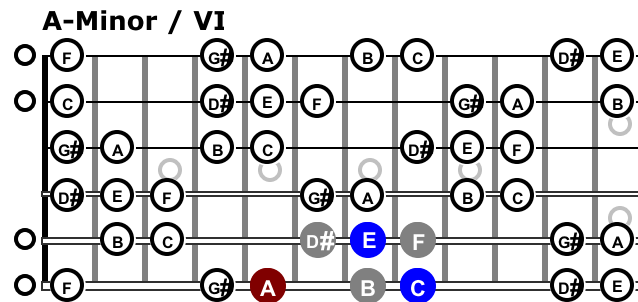


F-Major / IV



Arpeggio Power

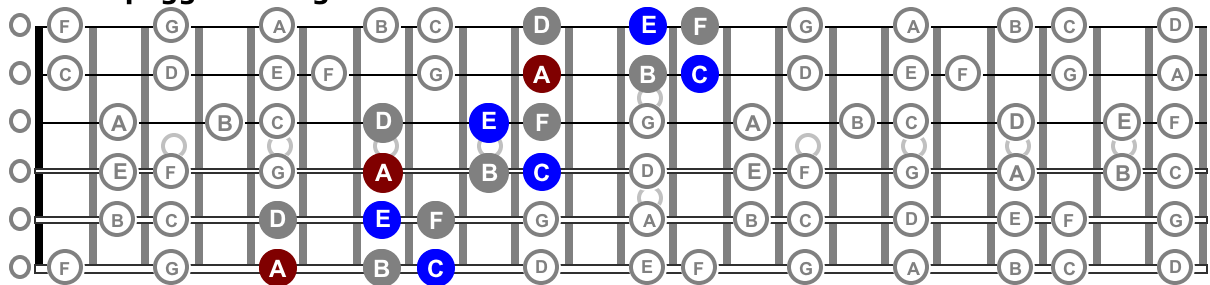
Complete Triads
Shape 1 example in Double Harmonic Minor



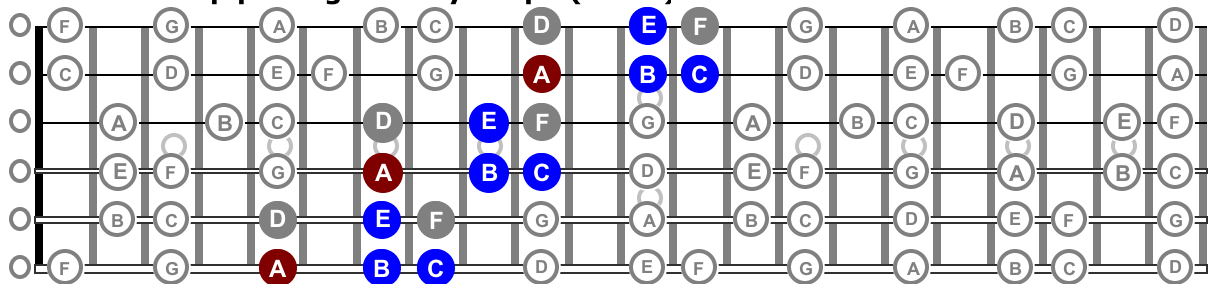
Arpeggio Power

Big & Fast Shapes 1

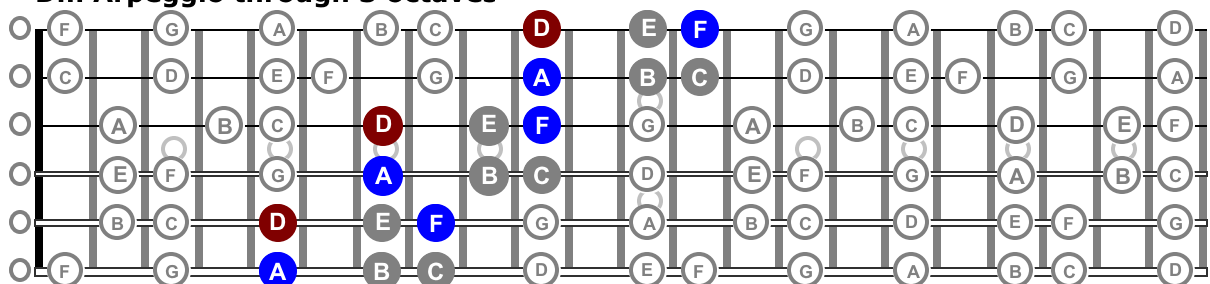
Am Arpeggio through 3 Octaves



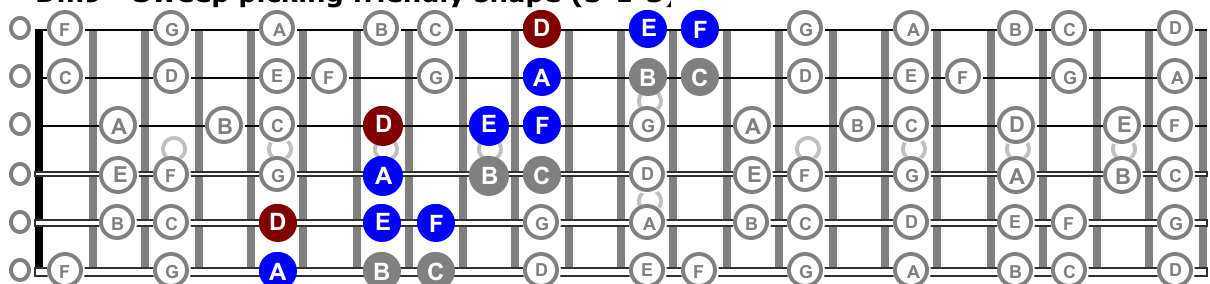
Am9 - Sweep picking friendly shape (3-1-3)



Dm Arpeggio through 3 octaves



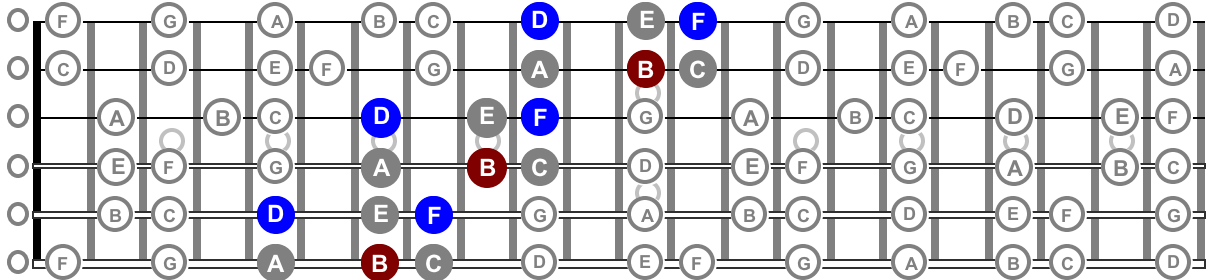
Dm9 - Sweep picking friendly shape (3-1-3)



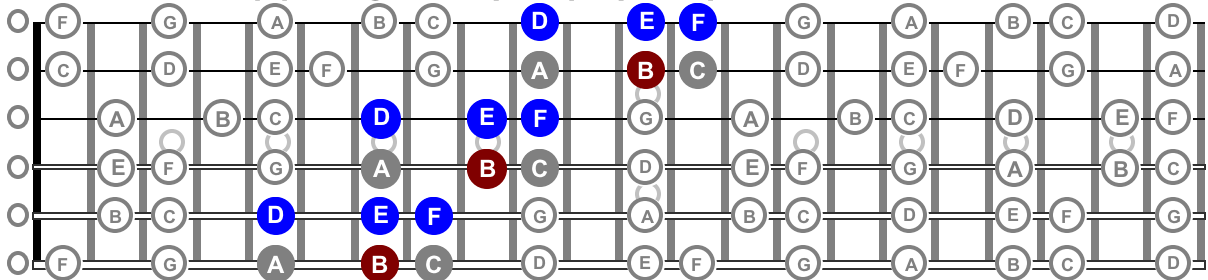
Arpeggio Power

Big & Fast Shapes 2

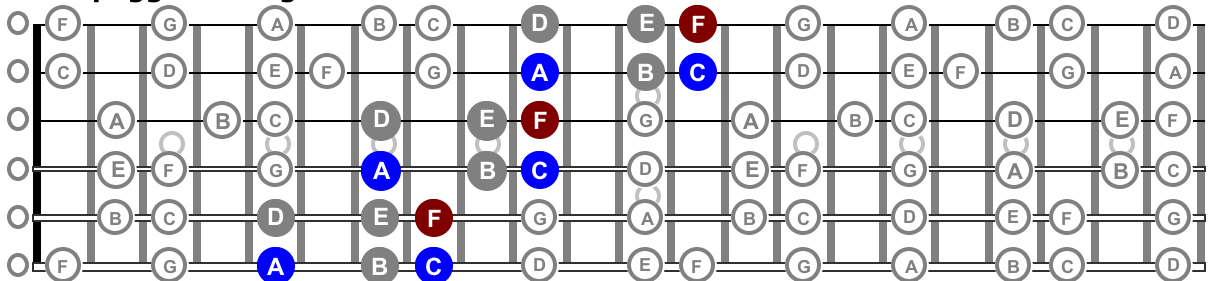
Bdim Arpeggio through 3 Octaves



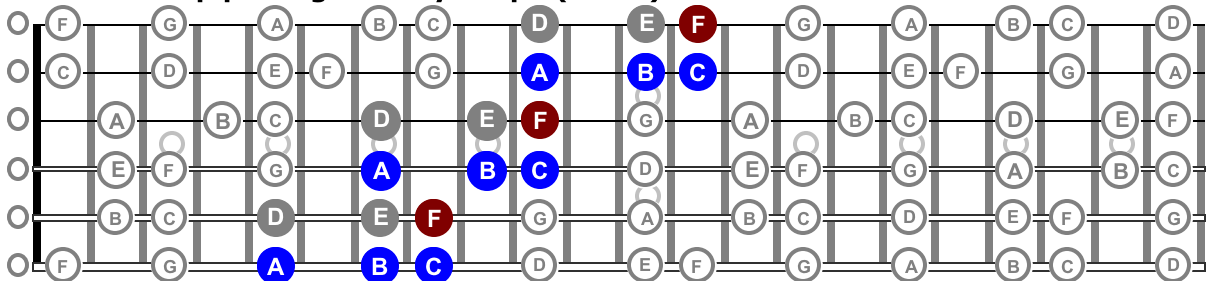
Bdim11 - Sweep picking friendly shape (3-1-3)



F Arpeggio through 3 octaves



F11 - Sweep picking friendly shape (3-1-3)



Fusion Flamenco Week 1

Minor Scales & Their Chords

SCALE	I	II	III	IV	V	VI	VII
Natural Minor	A ^m (A ^m 7)	B ^{dim} (B ^m 7b5)	C (C ^{maj} 7)	D ^m (D ^m 7)	E ^m (E ^m 7)	F (F ^{maj} 7)	G (G7)
Harmonic Minor	A ^m (A ^m #7)	B ^{dim} (B ^m 7b5)	C ^{aug} (C ^{maj} 7#5)	D ^m (D ^m 7)	E (E7)	F (F ^{maj} 7)	G# ^{dim} (G# ^{dim} 7)
Melodic Minor	A ^m (A ^m #7)	B ^m (B ^m 7)	C ^{aug} (C ^{maj} 7#5)	D (D7)	E (E7)	F# ^m (F# ^m 7b5)	G# ^m (G# ^m 7b5)
Double Harm.	A ^m (A ^m #7)	Bb5 (B7b5)	C ^{aug} (C ^{maj} #5)	D#sus9b5 (6)	E (E7)	F (F ^{maj} 7)	G# ^m (G# ^m 6)
Diminished	A ^{dim}	B ^{dim}	C ^{dim}	D ^{dim}	E ^{bdim}	F ^{dim}	G ^{bdim} & A ^{bdim}
Whole Tone	A ^{aug}	B ^{aug}	C# ^{aug}	D# ^{aug}	F ^{aug}	G ^{aug}	(Only six notes in scale)

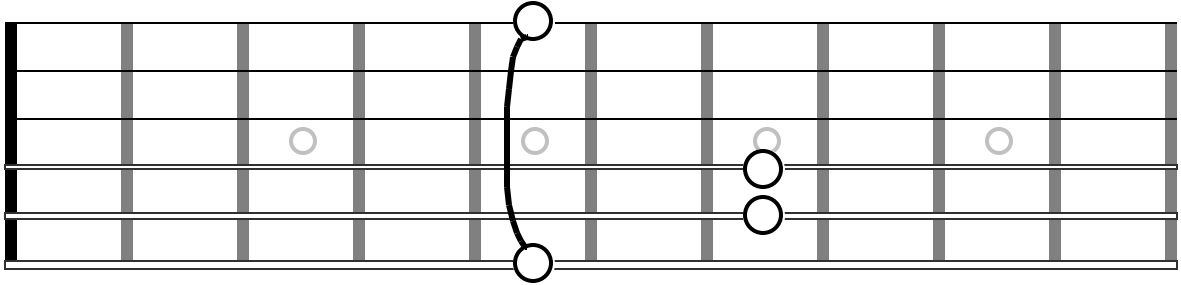
Chord Notation

Major triad	C, CM, or Cmaj
Minor triad	Cm, C- or Cmin
Augmented triad	C+, or C ^{aug}
Diminished triad	C°, or C ^{dim}
Dominant seventh chord	C7, or C ^{dom} 7
Minor seventh chord	Cm7, C-7 or Cmin7
Major seventh chord	CM7, CΔ or Cmaj7
Augmented seventh chord	C+7, C ^{aug} 7, C7#5, or C7 ^{aug} 5
Diminished seventh chord	C°7, or C ^{dim} 7
Half-diminished seventh chord	Cø7, Cm7b5, or Cmin7 ^{dim} 5

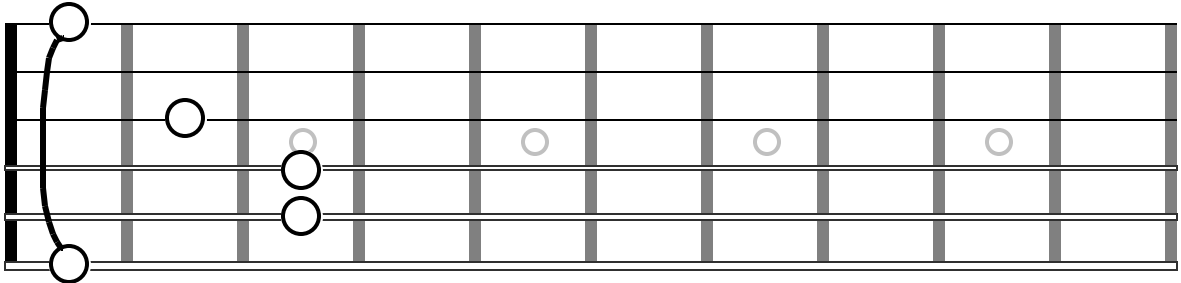
FF04 - Jamtrack Chords

Am / F / Dm / F / G
C / Em / Dm / F / E

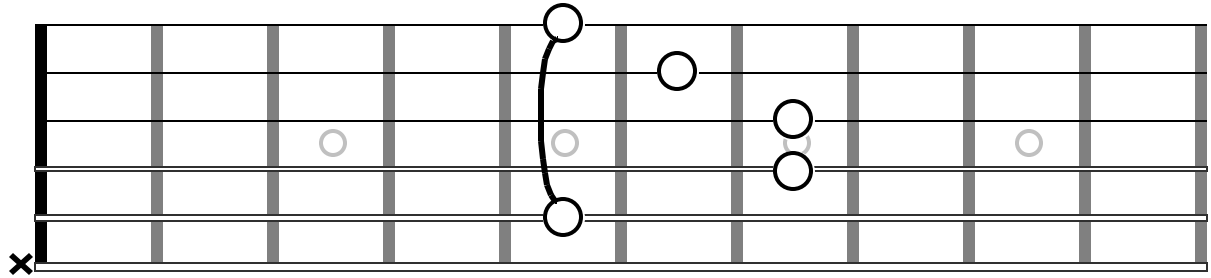
Am



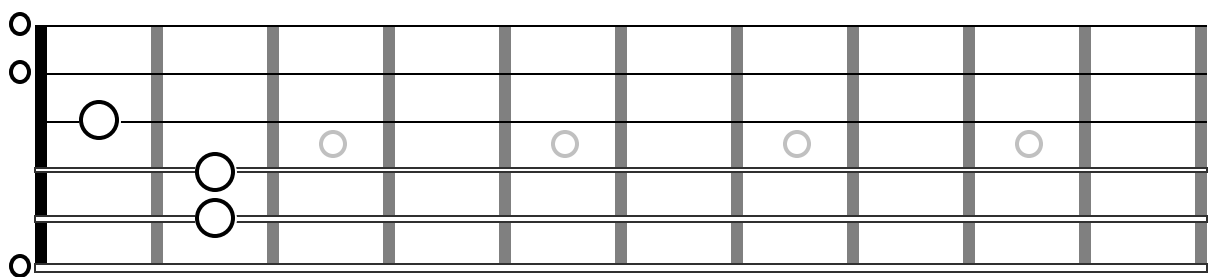
F



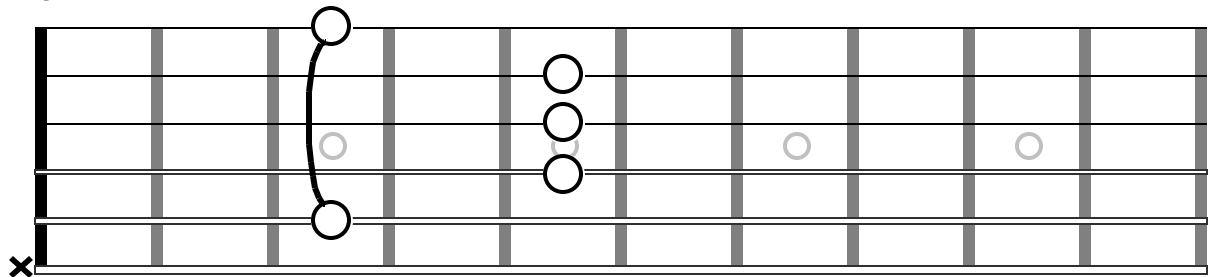
Dm



E



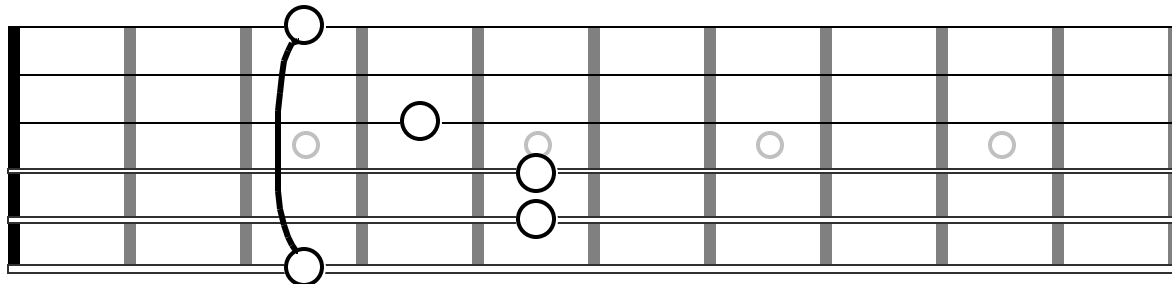
C



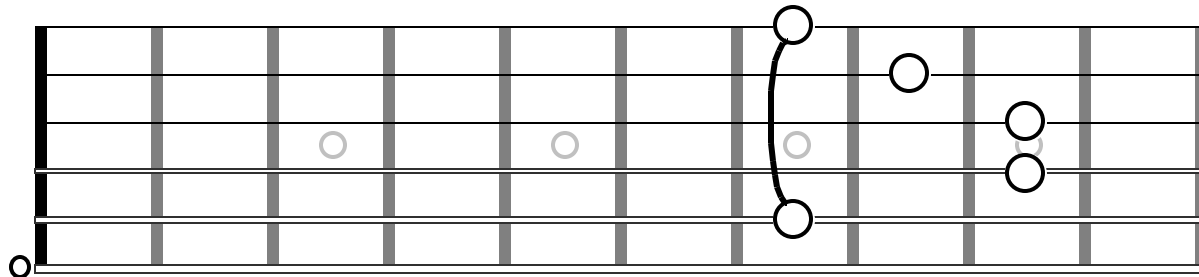
FF04 - Jamtrack Chords

Am / F / Dm / F / G
C / Em / Dm / F / E

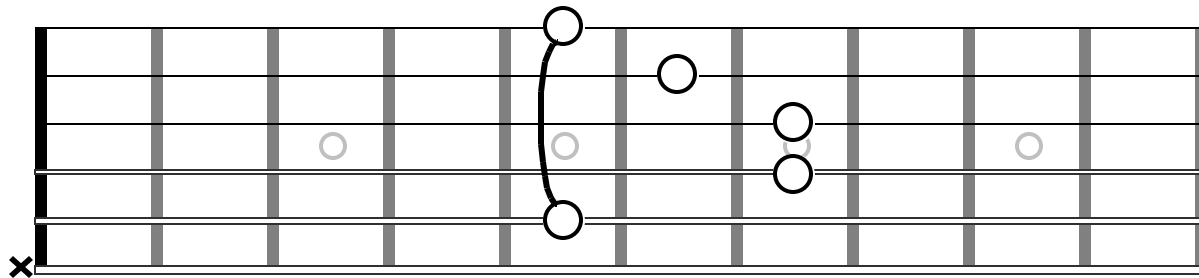
G



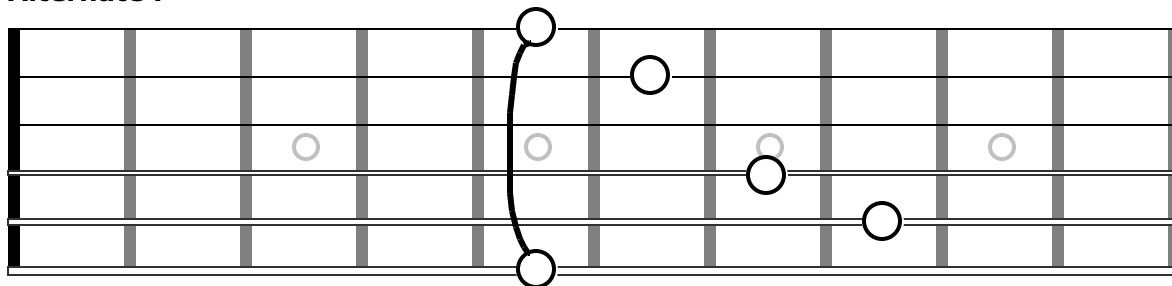
Em



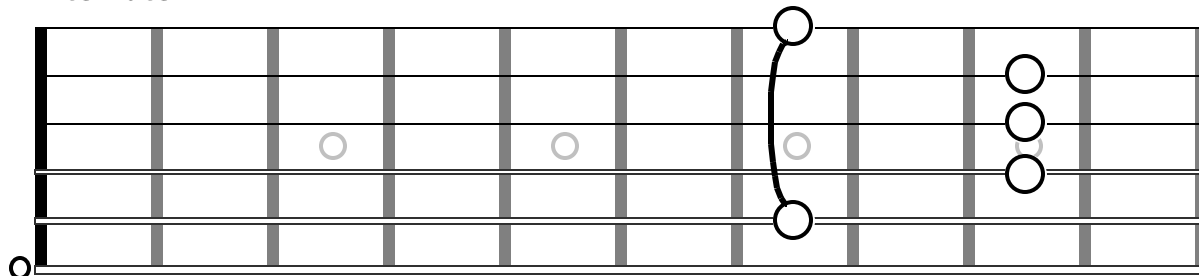
Dm



Alternate F



Alternate E



Fusion Flamenco Week 4

Strumming Sequences

Sequence 1

1			2				3				4			
D	U	Dm	U	D	U	Dm	U	D	U	Dm	U	D	U	Dm
														U

Sequence 2
Double tempo

1			2				3					4		
D	U	D	U	U	D		U	U	D	U	D	D	U	

1			2				3					4		
D		U	D		U		D							

Sequence 3 (End of first section playing E)

1			2				3					4		
	X		X	X			X	X	X		X	X	X	

FF04 - Lesson Tablature

Standard tuning

♩ = 120

Picking Pattern Jam Track (Pick and fingers)

N-Gt

Picking Pattern same track (pick and fingers)

mf

T
A
B

5 5 6 5 5 5 5 5 6 5 6

Melodic Idea 1

Melodic Idea 1

The image shows a musical score for a guitar. The top staff is a treble clef staff with a melody. The melody starts with a quarter note G4 (fret 2), followed by a quarter note A4 (fret 3), then a quarter rest, a quarter note G4 (fret 2), a quarter rest, a quarter note F#4 (fret 1), a quarter rest, a quarter note E4 (fret 1), and a quarter rest. The second measure continues with a quarter rest, a quarter note F#4 (fret 1), a quarter rest, a quarter note E4 (fret 1), a quarter rest, a quarter note D4 (fret 1), a quarter rest, a quarter note C4 (fret 1), and a quarter rest. The bottom staff is a guitar TAB staff with fret numbers: 5, 7, 8, 5, 7, 8, 5, 7, 8. The fret numbers are placed above the strings. The TAB staff is divided into two measures by a vertical line. The first measure contains the fret numbers 5, 7, 8, 5, 7, and the second measure contains 8, 5, 7, 8.

Melodic Idea 2

[illegible]

Melodic idea 3

8

TAB

8 — 10 — 12 — 8 — 10 — 12 — 8 — 10 — 12 — 8 — 10 — 12 — 8 — 10 — 12 — 8

□ V □ V □ V □ V □ V □ V □ V □ V

9

TAB

7 — 8 — 10 — 7 — 8 — 10 — 7 — 8 — 10 — 7 — 8 — 10 — 7 — 8 — 10 — 7

□ V □ V □ V □ V □ V □ V □ V □ V

Fast lick A

Fast lick B (Less picking)

10

TAB

5 — 7 — 9 — 5 — 7 — 9 — 7 — 5 — 9 — 7

□ V □ V □ V □ V □ V □ V □ V □ V

Phrase in A-Minor

12 3

TAB

9 — 10 — 8 — 12 — 10 — 8 — 12 — 8 — 10 — 12 — 8 — 10 — 12 — 9 — 10

□ □ □ V □ V V □ V V □ V □ V □

14

TAB

13 — 12 — 10 — 13 — 12 — 10 — 9 — 12 — 9 — 10 — 8 — 12 — 10 — 9 — 10 — 9 — 10 — 9 — 7 — 10 — 9 — 7 — 6 — 9 — 6 — 7 — 5 — 9 — 7 — 6 — 7 — 6

V □ V V □ V □ V □ V V □ V □ V □ V □ V □ V □ V □ V □

16

T
A
B

8-7-5 8-7-5-4 7 5-3 7-5-4-5-4 0

V □ V V □ V □ V □ V □ V □ V □ V

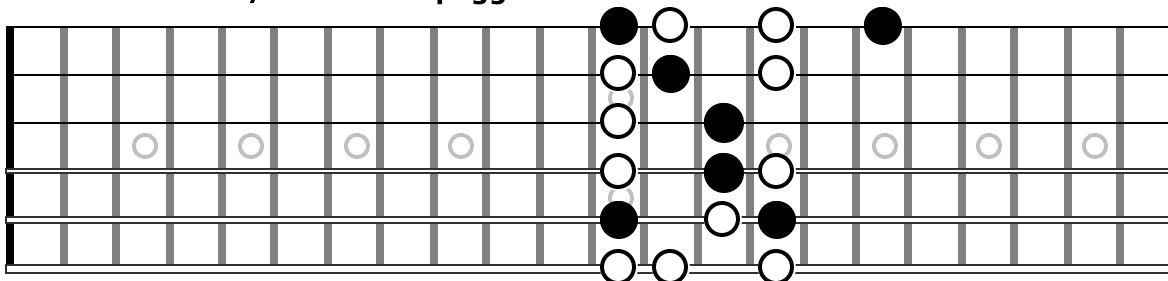
FF04 - Jam Track Paths

Scales and arpeggios

Easiest choice

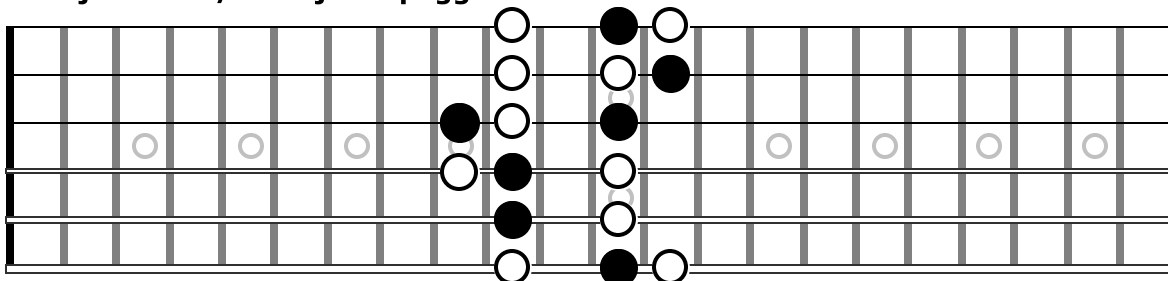
Am / F / Dm / F / C

A-Natural Minor / A-minor Arpeggio



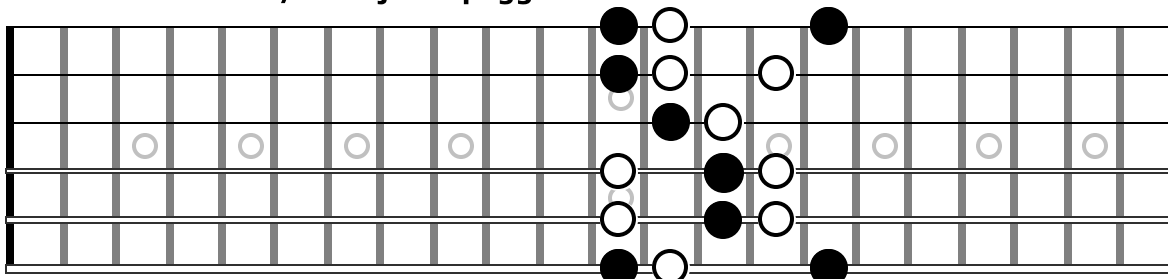
C / Em / Dm / F / (E)

C-Major Scale / C-Major Arpeggio



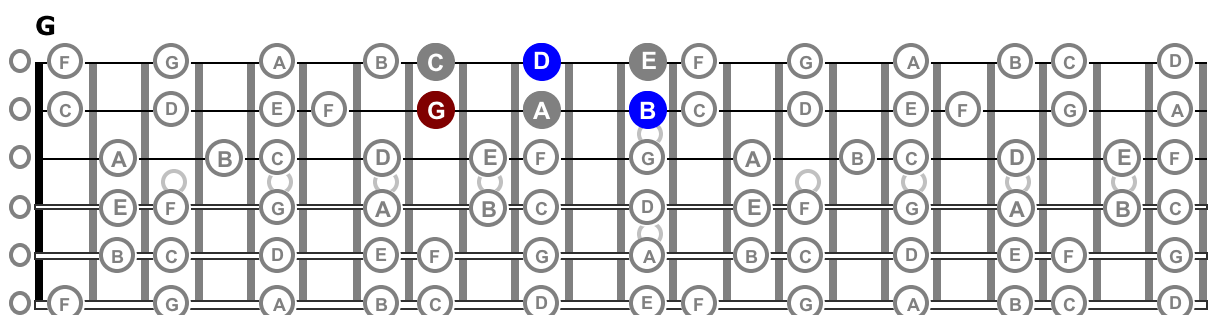
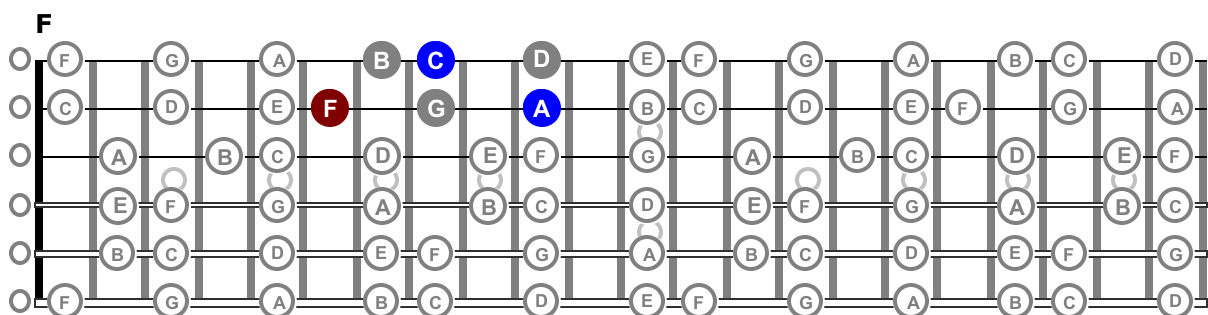
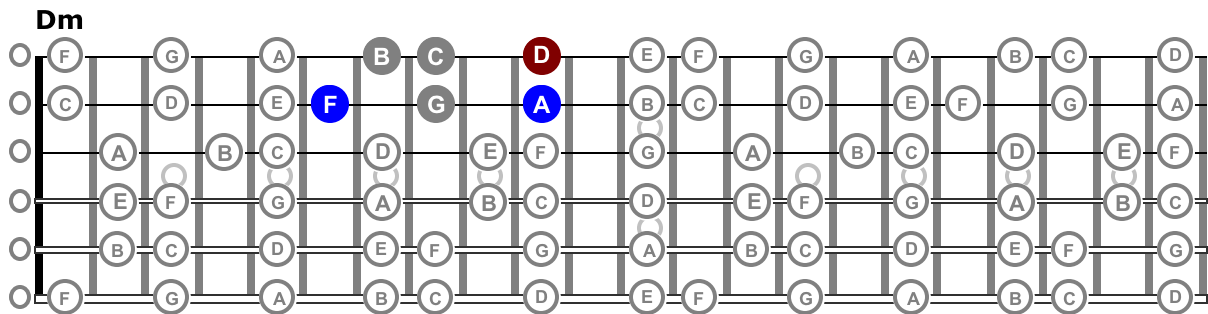
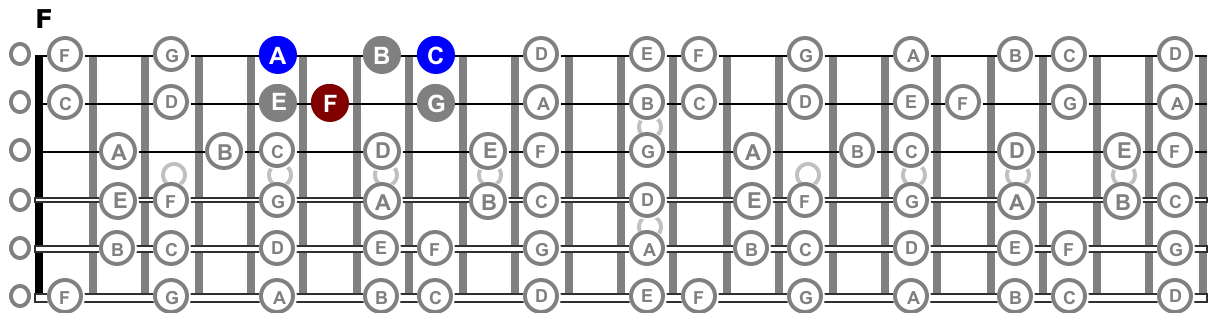
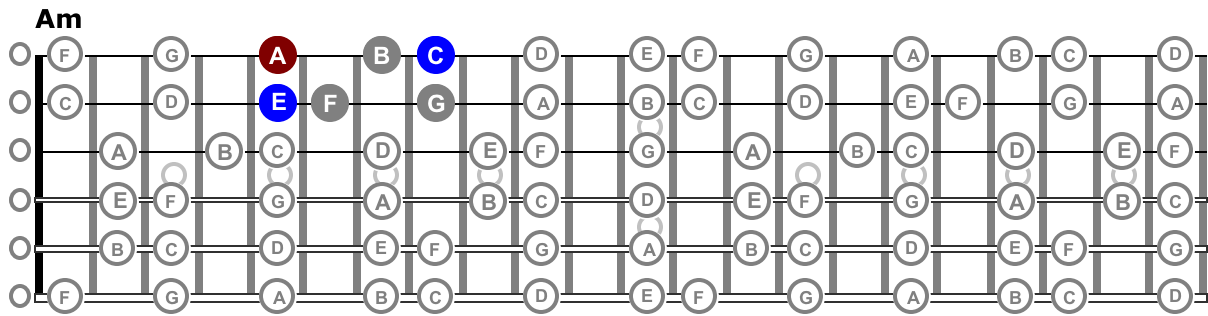
E

A-Harmonic Minor / E-Major Arpeggio



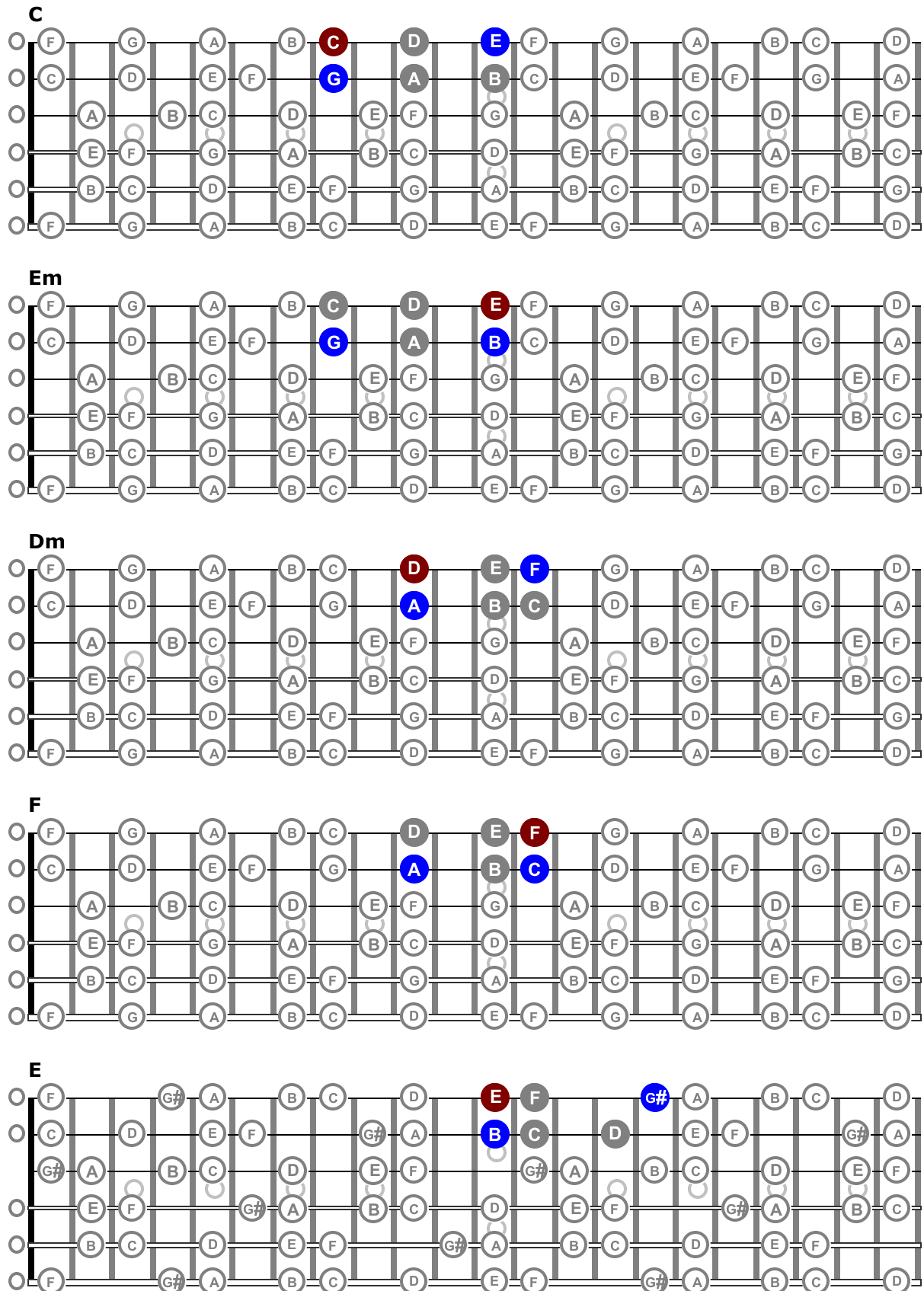
Melodic Arpeggio Path 1A

Am / F / Dm / F / G
C / Em / Dm / F / E



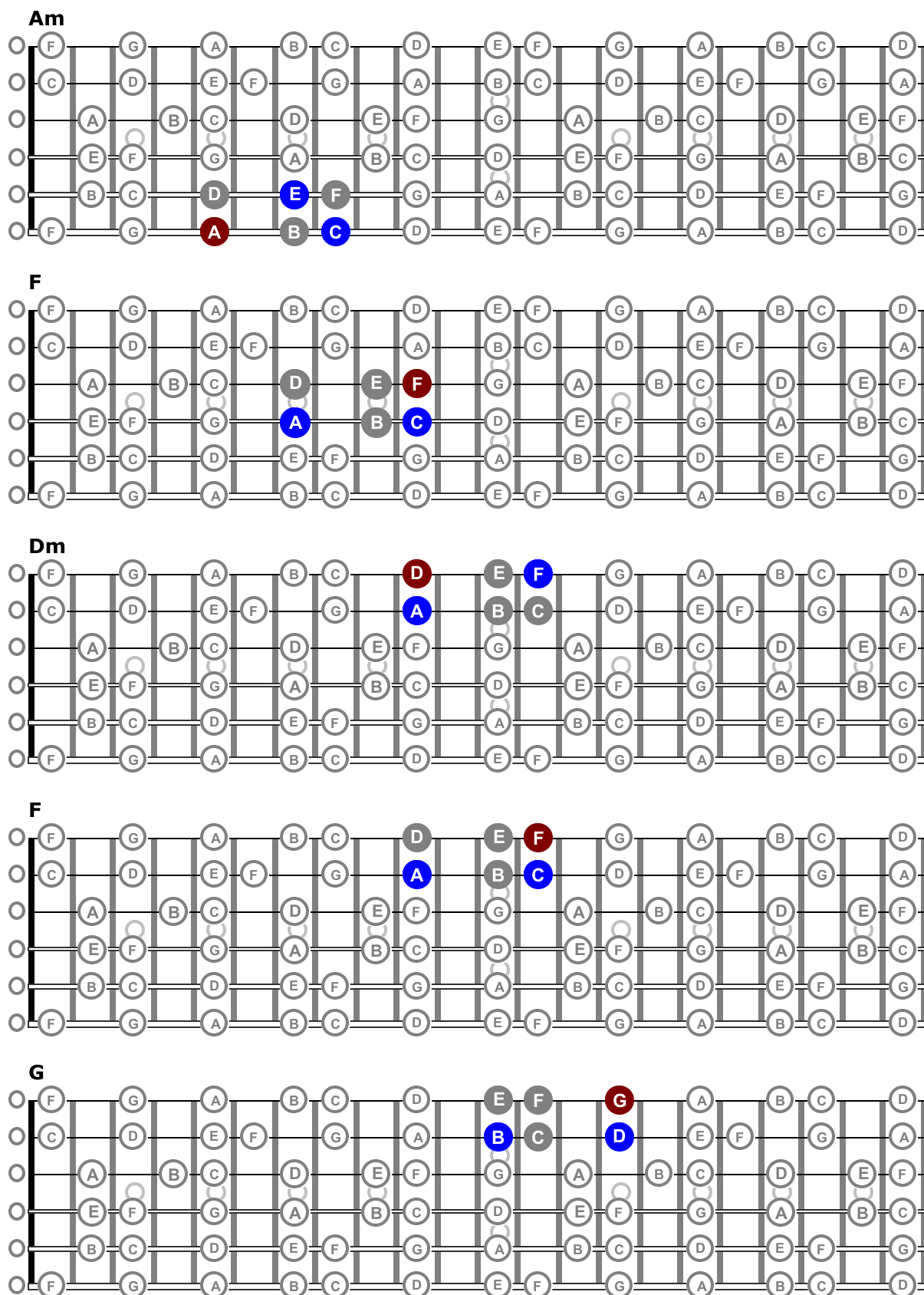
Melodic Arpeggio Path 1B

Am / F / Dm / F / G
C / Em / Dm / F / E



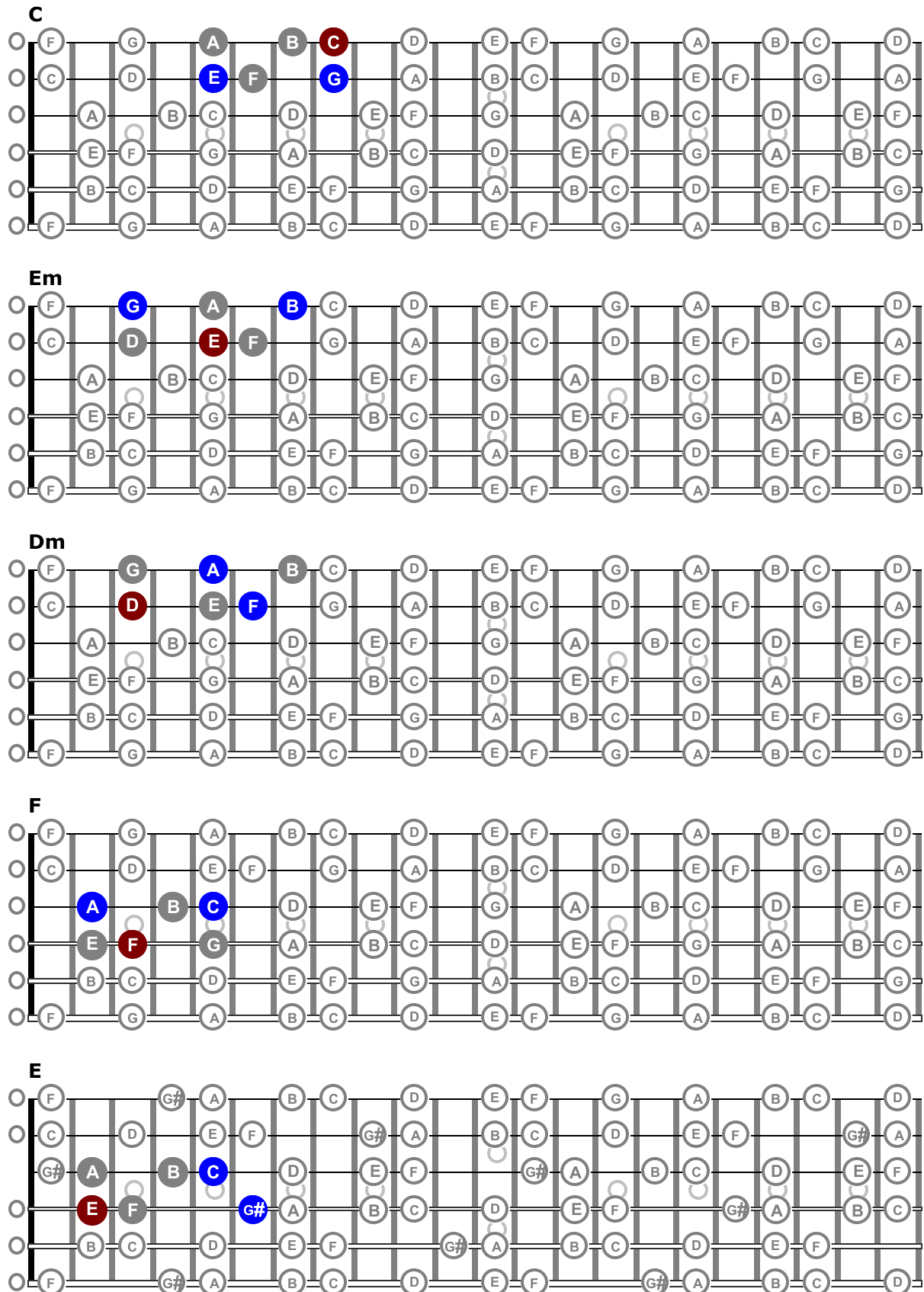
Melodic Arpeggio Path 2A

Am / F / Dm / F / G
C / Em / Dm / F / E



Melodic Arpeggio Path 2B

Am / F / Dm / F / G
C / Em / Dm / F / E



Create your own paths

